

House

Your home, employee house and/or rental house (if shown on your certificate) are insured for loss directly caused by **wildfire** (as per the requirements set out in your policy).

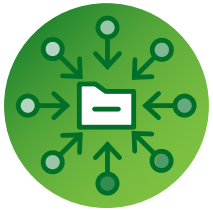
This step-by-step guide is a **general guide only** and is subject to the terms, conditions, and exclusions in your policy.



Step 1: Lodging your claim

If your home, employee and/or rental house has been damaged by **wildfire**, please let us know as soon as possible:

- [Online: www.fmg.co.nz](http://www.fmg.co.nz)
- Call us: 0800 366 466



Step 2: Gathering information

To help us with assessing your claim, we require the following:

- Photos of the damage
- Detailed quote for repair (please ensure that your repairer includes a breakdown of the costs)
- Invoice (if already repaired)

If you **need** to carry out urgent work to make your home safe, sanitary, secure, and/or weathertight, please keep track of costs incurred and take photos as you go.

To get this information through to FMG, you can either:

- Upload it via our online service [FMG Connect](#)
- Email it to claims@fmg.co.nz; please include your claim number in the subject line of the email to ensure the information is uploaded to your claim

Smoke damage

If your property is undamaged by wildfire but has sustained smoke damage, please contact us to lodge a claim. We will appoint a specialised service provider to attend and clean the smoke damage. If you are unable to contact FMG in the first instance, you can contact Chem-Dry on 0800 CHEM DRY (243 6379) and arrange for them to attend your property.



Step 3: Assessing the damage

Once your claim has been lodged and we have received the required information for your claim, our claims team will review this against your policy coverage.

From here, we will be in touch to discuss the next steps in your claim and confirm if we require any further information. Depending on the scale of the event there may be a

delay in us getting to your claim, but we assure you we will review the information as soon as possible.

At this point we will also be able to confirm if we will arrange for an assessor to attend your property. The timeframe for this contact will depend on the scale of the event.



Step 4: Settling your claim

If your home is repairable: Depending on your settlement options under your policy, we may be able to authorise a repairer to fix the damage, or we may pay you a cash settlement so you can organise repairs yourself.

If your home is not repairable: We will pay you a cash settlement based on the terms of your policy so you can organise the rebuild yourself.



Step 5: Closing your claim

Paying you: If we are paying you, we will pay you your cash settlement(s) (less any applicable excess) and close your claim.

Paying your repairer: If we have authorised your repairs with a repairer, we will pay them directly and close your claim. You will pay any applicable excesses to the repairer.

Contents

You are insured for loss to your contents (if shown on your certificate) directly caused by **wildfire** (as per the requirements set out in your policy).

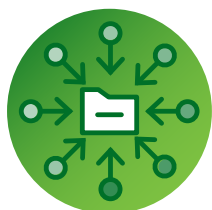
This step-by-step guide is a **general guide only** and is subject to the terms, conditions, and exclusions in your policy.



Step 1: Lodging your claim

If your contents have been damaged by **wildfire**, please let us know as soon as possible:

- Online: www.fmg.co.nz
- Call us: 0800 366 466



Step 2: Gathering information

To help us process your claim, we require the following:

- Photos of the damage
- Quote for repair (make sure this includes a breakdown of the costs)
 - If a repair is not possible, a like-for-like replacement quote
- Invoice (if already repaired)

If you have had multiple items affected, please complete the [Contents Claim Item List \(Schedule of Loss\)](#) template.

To get this information through to FMG you can either:

- Upload it via our online service [FMG Connect](#)
- Email it to claims@fmg.co.nz; please include your claim number in the subject line of the email to ensure the information is uploaded to your claim

Smoke damage

If your property is undamaged by wildfire but has sustained smoke damage, please contact us to lodge a claim. We will appoint a specialised service provider to attend and clean the smoke damage. If you are unable to contact FMG in the first instance, you can contact Chem-Dry on 0800 CHEM DRY (243 6379) and arrange for them to attend your property.



Step 3: Assessing the damage

Once we have received the required information for your claim, our claims team will review this against your policy coverage. From here, they will be in touch to discuss the next steps and confirm if we require further information.

Depending on the scale of the event there may be a delay in us getting to your claim, but we assure you we will review the information as soon as possible.



Step 4: Settling your claim

If your items are repairable: Depending on your settlement options under your policy, we may be able to authorise a repairer to proceed with repairs.

If your items need replacing: Depending on your settlement options under your policy, we may arrange replacement through a supplier, or pay you a cash settlement so you can organise replacement yourself.



Step 5: Closing your claim

Paying you: If we are paying you, we will pay you your cash settlement(s) (less any applicable excess) and close your claim.

Paying your repairer: If we have authorised your repairs with a repairer, we will pay them directly and close your claim. You will pay any applicable excesses to the repairer.

Contents Claim Item List

Claim Number:

| Quantity | Item | Description of item (including size, make/model) | Age (years) | Replacement cost |
|----------|------|--|-------------|------------------|
| | | | | |
| | | | | |
| | | | | |
| | | | | |
| | | | | |
| | | | | |
| | | | | |
| | | | | |
| | | | | |
| | | | | |
| | | | | |
| | | | | |
| | | | | |
| | | | | |
| | | | | |
| | | | | |
| | | | | |
| | | | | |
| | | | | |
| | | | | |
| | | | | |
| | | | | |

Farm & Commercial Buildings

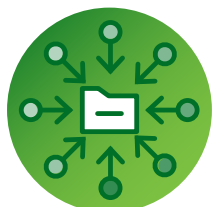
Your farm and/or commercial buildings (if shown on your certificate) are insured for loss directly caused by **wildfire** (as per the requirements set out in your policy).



Step 1: Lodging your claim

If you have suffered a loss to your farm and/or commercial building(s) caused by **wildfire**, please let us know as soon as possible:

- Online: www.fmg.co.nz
- Call us: 0800 366 466



Step 2: Gathering information

To help us with assessing your claim, we require the following:

- Photos of the damage
- Detailed quote for repair (please ensure that your repairer includes a breakdown of the costs)
- Invoice (if already repaired)

To get this information through to FMG you can either:

- Upload it via our online service [FMG Connect](#)
- Email it to claims@fmg.co.nz; please include your claim number in the subject line of the email to ensure the information is uploaded to your claim

Note: We understand that after a loss, you will want to get your business back on track as soon as possible. If any costs are incurred in relation to remediation or continuing your operations, please keep track of these costs and we may be able to consider these under a claim.



Step 3: Assessing the damage

Once your claim has been lodged and we have received the required information for your claim, our claims team will review this against your policy coverage.

From here, we will be in touch to discuss the next steps in your claim and confirm if we require further information. Depending on the scale of the event there may be a delay

in us getting to your claim, but we assure you we will review the information as soon as possible.

At this point we will also be able to confirm if we will arrange an assessor to attend your property. The timeframe for this contact will depend on the scale of the event.



Step 4: Settling your claim

If your building is repairable: Depending on your settlement options under your policy, we may be able to authorise a repairer to fix the damage, or we may pay you a cash settlement so you can organise repairs yourself.

If your building is not repairable: We will pay you a cash settlement based on the terms of your policy so you can organise the rebuild yourself.



Step 5: Closing your claim

Paying you: If we are paying you, we will pay you your cash settlement(s) (less any applicable excess) and close your claim.

Paying your repairer: If we have authorised your repairs with a repairer, we will pay them directly and close your claim. You will pay any applicable excesses to the repairer.

Note: Business Interruption

For our impacted clients with Business Interruption insurance, there is cover for financial loss as a result of damage to buildings, contents or stock. There may also be cover for loss of utilities, prevention of access issues or public authority action.

Losses to farming and/or business operations are complex; if yours have been affected as a result of wildfire, please call us on 0800 366 466 to discuss your covers and options.

Farm Fencing

If you have cover on your policy for your farm fencing and have suffered a loss from **wildfire**, please let us know as soon as possible:

- Online: www.fmg.co.nz
- Call us: 0800 366 466

To help us with assessing your claim, we require the following:

- The age of the fencing (if known)
- The type of fencing
- How many metres of fencing have been damaged
- Whether any part of the fencing has been replaced recently
- Photos of the damage
- Quote for repairs, including a breakdown of costs involved OR invoices if already repaired

Vehicles

You are insured for loss to your vehicle (if shown on your certificate) directly caused by **wildfire** (as per the requirements set out in your policy).

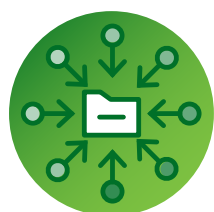
This step-by-step guide is a **general guide only** and is subject to the terms, conditions, and exclusions in your policy.



Step 1: Lodging your claim

If your vehicle has been damaged by a **wildfire**, please let us know as soon as possible. Remember to let us know if there is any unrepaired damage to your vehicle that is unrelated to the wildfire damage.

- Online: www.fmg.co.nz
- Call us: 0800 366 466



Step 2: Gathering information

To assess the damage to your vehicle, we will require photos of the damage and a quote for repairs. We have a network of [pre-approved repairers](#) throughout the country that we can recommend, or you are welcome to take your vehicle to your preferred repairer.

In the event your vehicle is damaged beyond repair, we will need photos of the:

- Vehicle from a distance, showing all four corners of the vehicle
- Damage to the vehicle
- Registration label (and RUC if your vehicle is diesel)
- Inside of the WOF stickers

- Odometer reading
- Interior of the vehicle
- Vehicle prior to the damage (if possible)

Please let us know whether your vehicle is accessible/locatable and if so, the location. This will assist with organising a tow if required.

To get this information through to FMG, you can either:

- Upload it via our online service [FMG Connect](#)
- Email it to claims@fmg.co.nz; please include your claim number in the subject line of the email to ensure the information is uploaded to your claim



Step 3: Assessing the damage

Once we have the details of the damage, our claims team will review and be in touch to discuss the next steps and confirm if we require further information.

Depending on the scale of the event there may be a delay in us getting to your claim, but we assure you we will review the information as soon as possible.



Step 4: Settling your claim

If your vehicle is repairable: If we agree that the damage is economical to repair and we are happy to authorise this, we will contact you and the repairer and let them know to proceed with the repairs as per their quote. You will pay any applicable excess to the repairer.

*Note: If you have taken your vehicle to one of FMG's [pre-approved repairers](#) and your vehicle is able to be repaired, they will be able to commence repairs under their approved limit **without** authorisation from us and manage the repair process with you directly.*

If your vehicle is unrepairable: If it won't be economical to repair your vehicle or the vehicle is beyond repair, we will calculate a settlement to you based on the terms in your policy.

Is there finance on your vehicle? We will contact your finance company and confirm with you the implications to your settlement.



Step 5: Closing your claim

Paying you: If we are paying you, we will pay you your cash settlement less any applicable deductions and close your claim.

Paying your repairer: If we have authorised your repairs with a repairer, we will pay them directly and close your claim.

Milk

You are insured for loss to your farm milk (if shown on your certificate) directly caused by **wildfire** (as per the requirements set out in your policy).

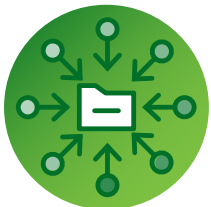
This step-by-step guide is a **general guide only** and is subject to the terms, conditions, and exclusions in your policy.



Step 1: Lodging your claim

If you have suffered a loss to your farm milk caused by a **wildfire**, please let us know as soon as possible:

- Online: www.fmg.co.nz
- Call us: 0800 366 466



Step 2: Gathering information

To help us with assessing your claim, we require the following:

- A letter from your dairy company confirming the loss
- Monthly suppliers' statement
- Statement of milk received
- Timeline of events
- Bank account details

To get this information through to FMG you can either:

- Upload it via our online service [FMG Connect](#)
- Email it to claims@fmg.co.nz; please include your claim number in the subject line of the email to ensure the information is uploaded to your claim



Step 3: Settling your claim

Once we have received the information required, we will advise how we will settle your claim. This will either be a one-off payment, or your claim may be paid in two instalments (an interim & a top-up payment). This is dependent on the loss you have suffered and the details of your policy.

If your claim is paid in one instalment (no top-up required): We will calculate your settlement based on your policy conditions. This will be confirmed with you by your claims handler once the information has been reviewed.

If your claim is paid in two instalments: We will calculate your interim settlement using the interim rate supplied to FMG by your dairy company at the time of the loss. We will make this payment to you and then be in touch after the final rate has been announced at the end of the season. Once we have your final rate, we will make a final top-up payment.



Step 4: Closing your claim

Once we have paid you your cash settlement(s) (less any applicable excess) we will close your claim.

Note: We understand that after a loss, you will want to get your business back on track as soon as possible. If any costs are incurred in relation to remediation or continuing your farming operations, please keep track of these costs and we may be able to consider these under a claim.

Livestock

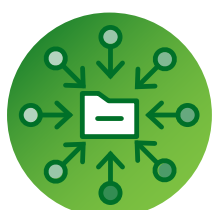
Your livestock are insured for loss directly caused by **wildfire** (as per the requirements set out in your policy).



Step 1: Lodging your claim

If you have suffered a loss to your livestock caused by **wildfire**, please let us know as soon as possible:

- Online: www.fmg.co.nz
- Call us: 0800 366 466



Step 2: Gathering information

To help us with assessing your claim we will require proof of loss. This can either be:

- Photos of the deceased animal(s)
- Any relevant information that we could use to substantiate the loss

We will also require a valuation from a stock agent for the lost animal(s) to assist in calculating the settlement(s) of your claim. Specified animals that have been insured for less than one year do not require a valuation.

To get this information through to FMG you can either:

- Upload it via our online service [FMG Connect](#)
- Email it to claims@fmg.co.nz; please include your claim number in the subject line of the email to ensure the information is uploaded to your claim



Step 3: Settling your claim

Your Specified Livestock are insured for Fair Market Value. If they have been insured with us for over a year, we will use the valuation from the stock agent to determine the settlement(s) we will pay to you. Otherwise, the settlement(s) will be calculated using the sum insured of the policy.

You do not need to pay an excess for your Specified Livestock claim (unless otherwise noted on your certificate).



Step 4: Closing your claim

Once we have paid you your cash settlement(s) (less any applicable excess), we will close your claim. If we have paid you for the full sum insured on your policy we will remove the cover from your policy, and if you have an Unspecified (Blanket) Livestock policy you will need to arrange to have this cover reinstated to ensure cover for future losses.

Arable Crop/Orchard Fruit

Arable Crop - Your growing and harvested crop (if shown on your certificate) is insured for loss caused directly by **wildfire**.

Orchard Fruit - Your growing and harvested fruit (if shown on your certificate) is covered for loss caused directly by **wildfire**.

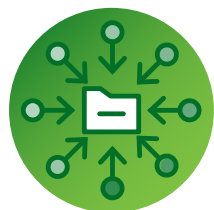
This step-by-step guide is a **general guide only** and is subject to the terms, conditions, and exclusions in your policy.



Step 1: Lodging your claim

If your arable crop or orchard fruit has been damaged by **wildfire**, please let us know as soon as possible:

- Online: www.fmg.co.nz
- Call us: 0800 366 466



Step 2: Gathering information

Once your claim has been lodged, FMG will arrange for a specialist assessor to contact you to schedule a site assessment. The timeframe for this contact depends on the scale of the event.

If the extent of the loss is not clear on the first inspection, sometimes there is a need for a second assessment.



Step 3: Assessing the damage

Once the assessor has provided FMG with the report, we will review the information and contact you to discuss the settlement based on the terms in your policy.

For Arable Crop claims, the assessor will need to wait for harvesting before calculating the settlement for the claim.

For Orchard Fruit claims, the assessor will need to wait for final thinning before calculating the settlement for the claim.



Step 4: Settling your claim

Once the settlement has been confirmed, we will make a payment to you (less any applicable excess) and close your claim.

Forestry

Your forestry (if shown on your certificate) is covered for loss caused by **wildfire** (as per the requirements set out in your policy).

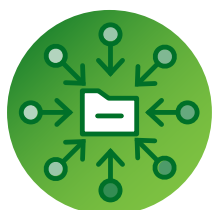
This step-by-step guide is a **general guide only** and is subject to the terms, conditions, and exclusions in your policy.



Step 1: Lodging your claim

If your forestry has been damaged by **wildfire**, please let us know as soon as possible:

- Online: www.fmg.co.nz
- Call us: 0800 366 466



Step 2: Gathering information

Once your claim has been lodged, FMG will arrange for a specialist assessor to contact you to schedule a site assessment.

The timeframe for this contact depends on the scale of the event.



Step 3: Assessing the damage

The specialist assessor will provide a report to FMG containing photos of the loss and will outline the extent of the damage to the forestry block.

From here, we will determine the next steps of your claim based on the terms of your policy.



Step 4: Settling your claim

Once the settlement has been confirmed, we will make a payment to you (less any applicable excess) and close your claim.